



## PS Plus 3 – North West

Marek Musiol  
Lead Research Statistician  
PS Plus  
Marek.Musiol@hmps.gsi.gov.uk

Adam Bennett  
Statistics Officer  
PS Plus  
Adam.Bennett@hmps.gsi.gov.uk

Lucy Pendlebury  
Statistics Officer  
PS Plus  
Lucy.Pendlebury@hmps.gsi.gov.uk



**NOMS** National Offender  
Management Service  
Working together to reduce re-offending

Contents

Introduction

Introduction.....	Page 2
Section 1 – Demographics	
Geographic Distribution.....	Page 3
Reasons for Leaving the Project.....	Page 4
Diversity.....	Page 5
Assessed Needs.....	Page 7
Risk.....	Page 9
Offences.....	Page 10
Motivation.....	Page 11
Section 2 – Assistance Received	
Soft Outcomes - Summary.....	Page 12
Soft Outcomes - Qualifications.....	Page 13
Hard ETE Outcomes.....	Page 14
All Outcomes - Summary.....	Page 15

This report has been compiled to give information about beneficiaries in PS Plus 3 prisons who intend to live in North West England on release and beneficiaries on probation in Cheshire and Manchester. The report contains information about beneficiaries on all three PS Plus 3 projects: PS3, LINK and Inclusion.

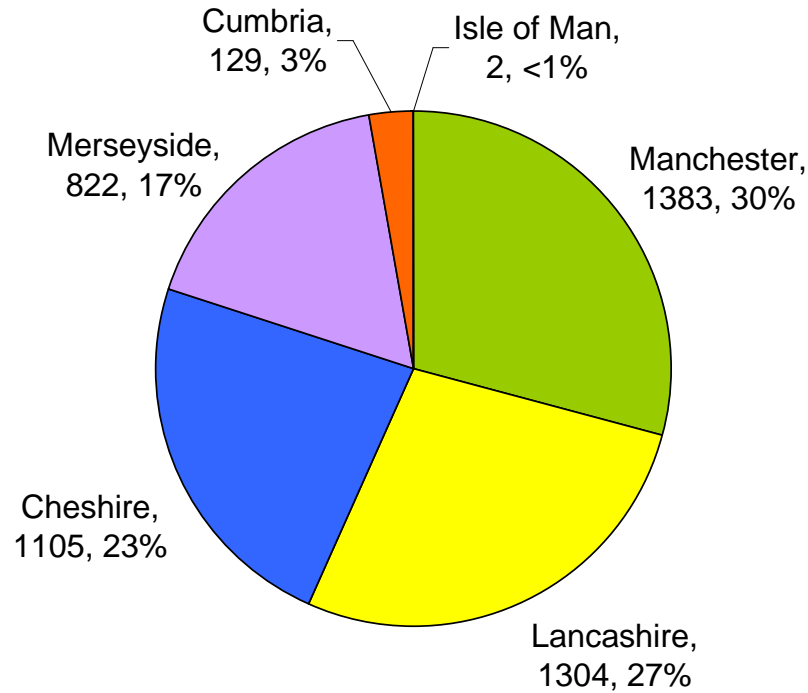
The PS Plus project ran in Cheshire and Manchester probation from January 2007 to June 2008, in HMP Risley from January 2007 to December 2007, and in all other PS3 and LINK prisons from April 2007 to June 2008.

During this time, **4745** beneficiaries who live or intended to live in the North West on release were worked with. 91% of beneficiaries started at HMP/YOI Hindley and 90% of beneficiaries started at HMP Risley intended to live in the North West on release.

This report will show the background of the beneficiaries worked with on the project (section 1), followed by the intervention given and outcomes gained from PS Plus 3 intervention (section 2).

Information in the report has been obtained from the PS Plus developed CATS database (Case Assessment and Tracking System).

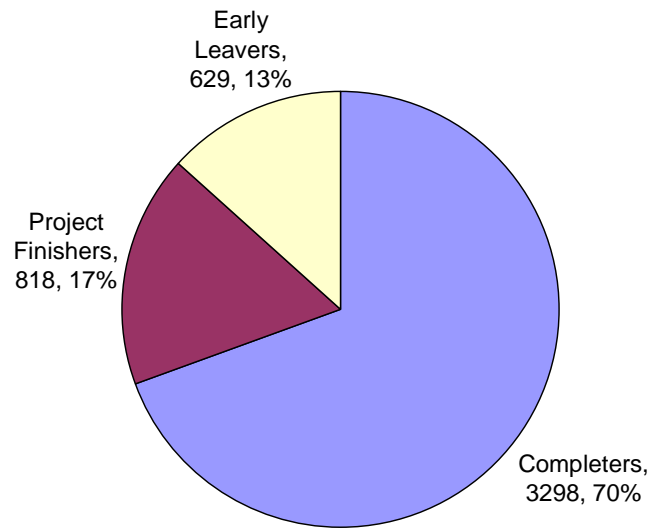
### Geographic Distribution



Breakdown of where beneficiaries intend to live upon completing their sentence

- Approximately 30% (1383) of North West beneficiaries live or intend to live in Manchester upon release.
- A further 27% (1304) were due to live in Lancashire and 23% (1105) in Cheshire.

## Reasons for Leaving the Project



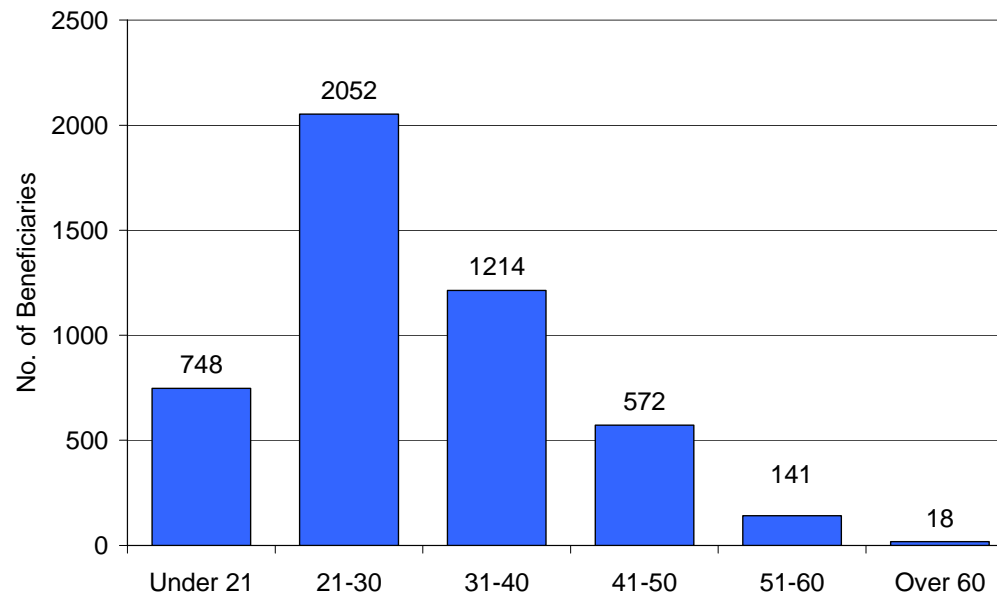
How beneficiaries left the project

<u>Reason for leaving early</u>	<u>No. bens</u>
Transferred to Non PS Plus Establishment/Probation Area	432
Decided not to continue on Project	43
Absconded (prison only)	35
Given Custodial Sentence/Recalled to Custody (probation only)	10
Other	109
<b><u>Total</u></b>	<b><u>629</u></b>

Reasons for leaving the project early

- 70% (3298) of North West beneficiaries were *completers* – they left PS Plus when their sentence expired.
- 17% (818) of North West beneficiaries on PS Plus 3 were *project finishers* – these beneficiaries completed the project before their release from prison or probation, due to the closure of PS Plus.
- A further 13% (629) of beneficiaries were *early leavers*. The most common reason for leaving the project early was due to transfer to a non-PS Plus establishment.

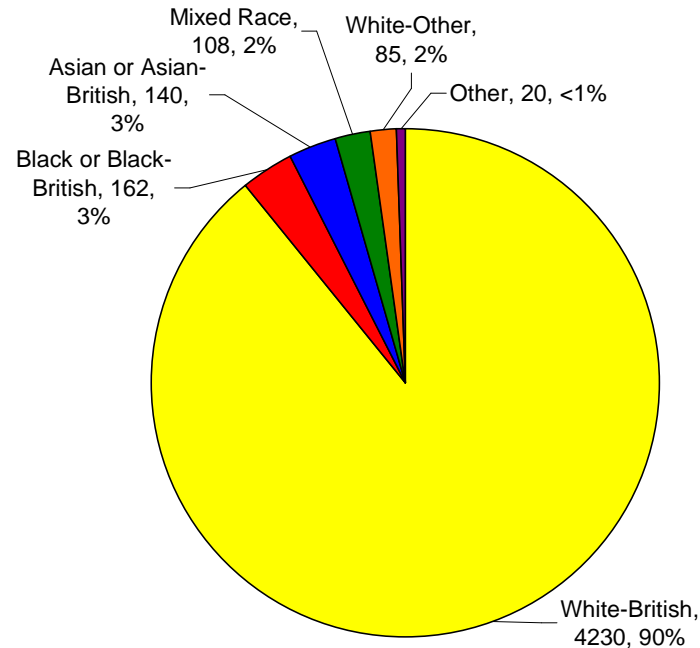
### Diversity: Age & Gender



Age groups of North West beneficiaries worked with on PS Plus 3

- The average (mean) age of PS Plus beneficiaries on starting the project was 30 years 1 month.
- The most common age group is 21-30, accounting for 43% of North West beneficiaries.
- 748 of the North West beneficiaries worked with on PS Plus 3 were under 21 on starting the project, and 18 beneficiaries were over 60.
- 16% (751) and 84% (3994) of the beneficiaries were female and male respectively.

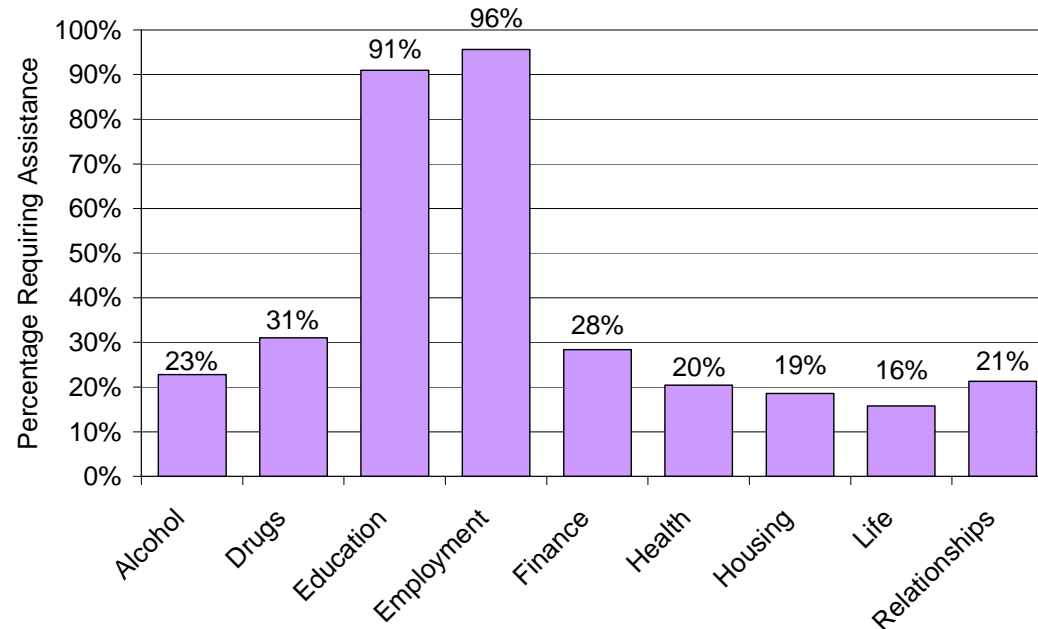
### Diversity: Ethnic Origin and Nationality



Ethnic origin of North West beneficiaries on PS Plus 3

- 90% (4230) of North West beneficiaries on PS Plus 3 were White-British. Ethnic minorities accounted for 10% of the population.
- 98% (4667) of North West beneficiaries were from the United Kingdom. PS Plus worked with 68 beneficiaries from outside the United Kingdom and of these, 35 were from outside of the EU. The nationality of 10 North West beneficiaries is unknown.

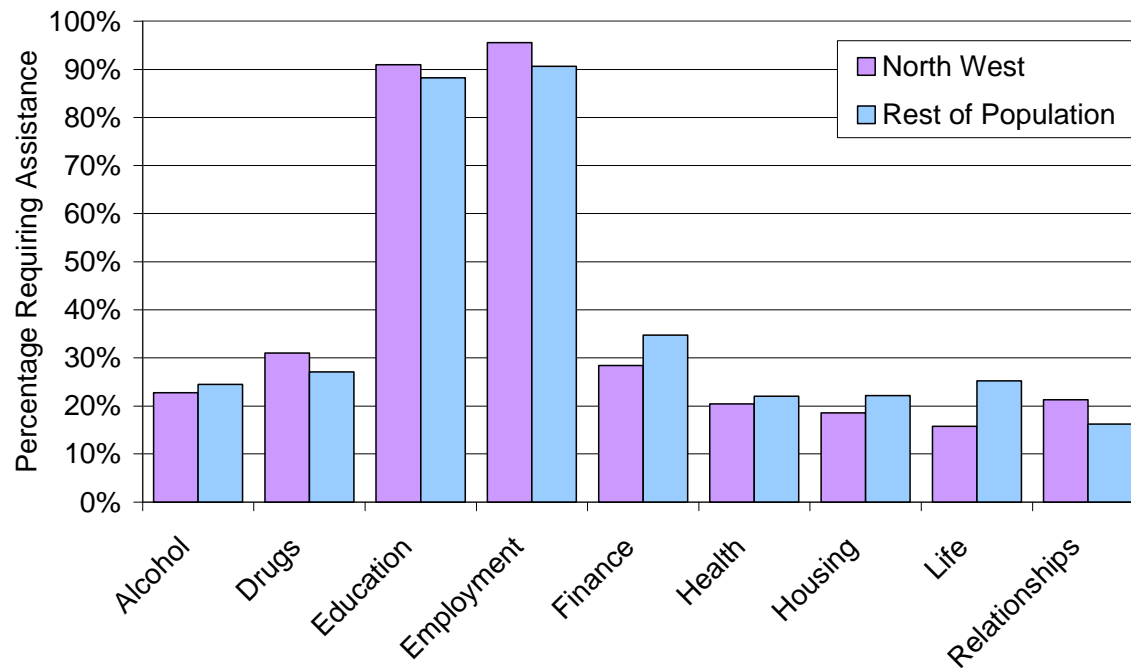
### Assessed Needs



Needs of North West beneficiaries according to assessments

- Every beneficiary needed help with either employment or education. 4536 (96%) beneficiaries needed help with employment and 4317 (91%) beneficiaries required assistance with education issues.
- 19% (880) of beneficiaries needed help with housing, and 3% (137) were identified as having no fixed abode. 20% (969) of beneficiaries needed help with health issues, and 141 (3%) beneficiaries considered themselves disabled.
- 2143 beneficiaries identified a need for help with either drugs or alcohol, which accounted for 45% of the total.

### Assessed Needs – Comparison with the rest of PS Plus 3

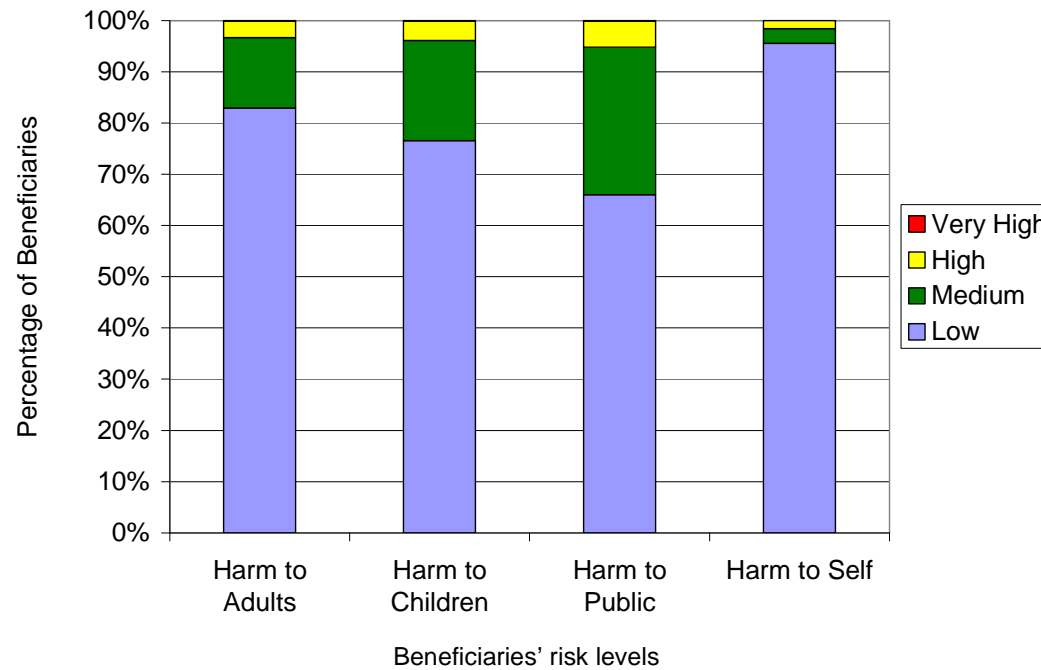


Needs of North West PS Plus 3 beneficiaries compared to the rest of the PS Plus 3 population.

- Statistical analysis shows that North West beneficiaries were significantly *more* likely to have problems with drugs, education, employment, and relationship issues than the rest of the PS Plus 3 population.
- Analysis shows that North West beneficiaries were *less* likely to have problems with alcohol, finance, health, housing and life issues than the rest of the PS Plus 3 population.

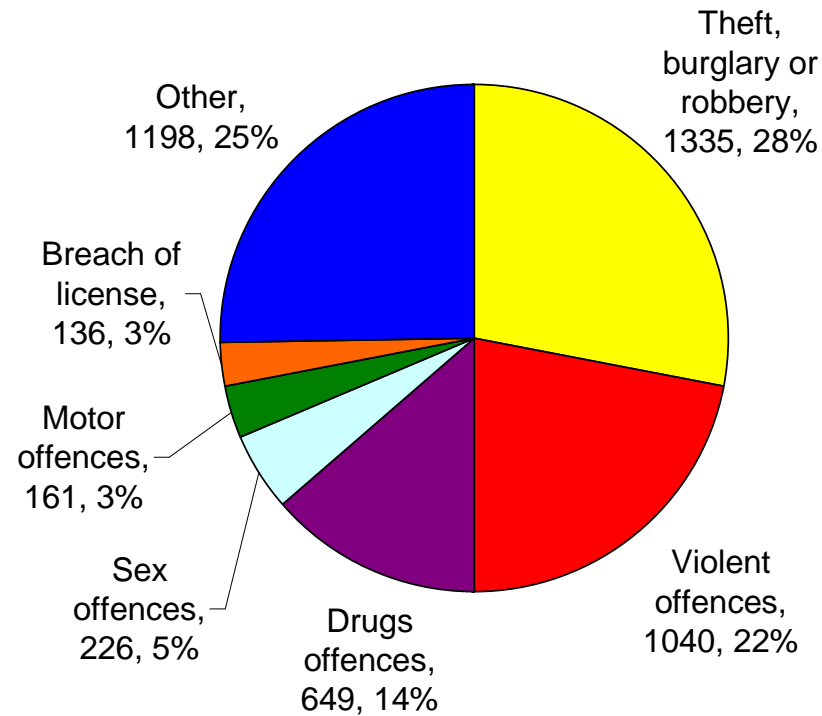


### Risk



- For risk of harm to adults, children and the public, approximately 21% of beneficiaries' risk was unknown. For risk of harm to self, approximately 68% of beneficiaries' risk was unknown.
- Where known, approximately 2-5% were classed as high or very high risk in each category.
- Where known, two thirds or more were classified as low risk of harm towards adults, children, the public and themselves.

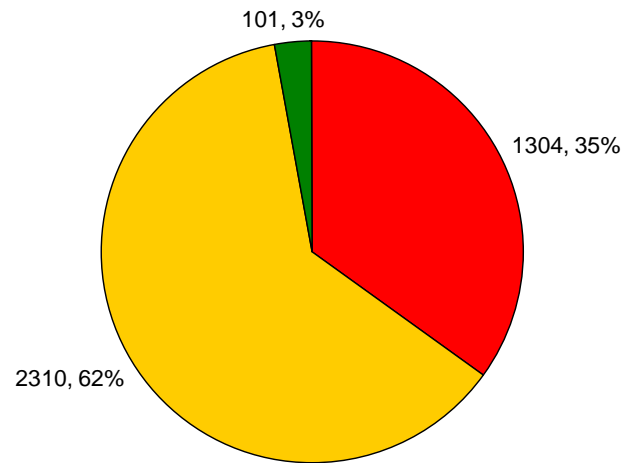
### Offences



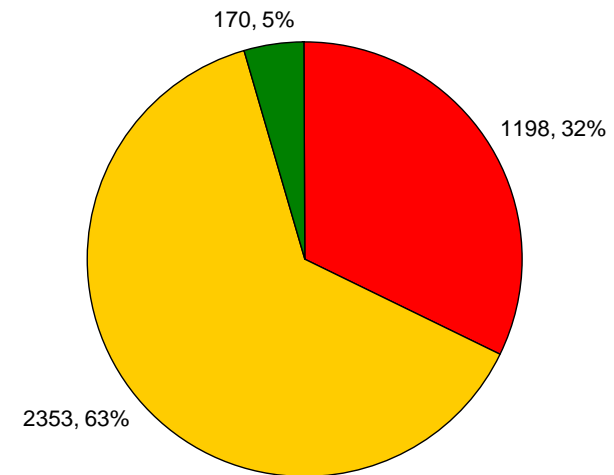
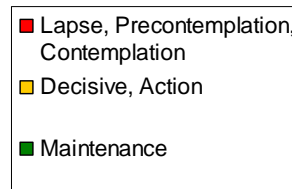
Offences committed by PS Plus beneficiaries

- The most common type of offence committed by North West PS Plus 3 beneficiaries was theft, burglary or robbery offences (28%) followed by violent offences (22%).
- 649 (14%) beneficiaries had committed drugs offences.

### Motivation



Beneficiaries' Starting Motivation



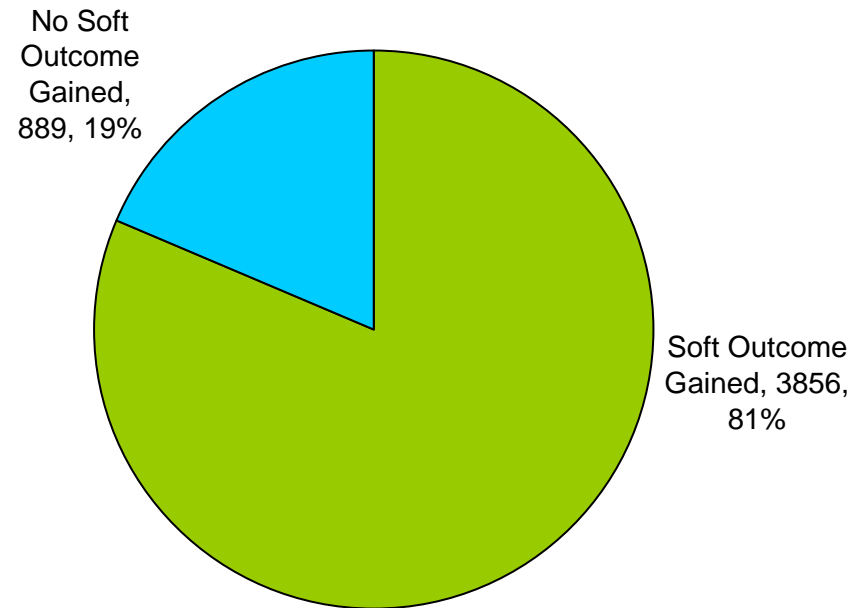
Beneficiaries' Finishing Motivation

- The proportion of beneficiaries whose motivation (where known) was lapse, pre-contemplation or contemplation decreased from 35% to 32%.
- 69 more beneficiaries had a motivation level of maintenance when beneficiaries' finishing motivation was calculated.
- Approximately 1030 beneficiaries had no motivation levels recorded.

### Soft Outcomes - Summary

<u>Outcome</u>	<u>No. bens</u>
Advice On Disclosure	3409
IAG Assistance	1756
Accessed Beneficiary Fund	751
CV Assisted	707
Financial Literacy	534
Job Club	477
Rickter Assessment	409
Other Programme	373
Non-NVQs Gained	303
CSCS - Health And Safety Test	238
Housing Advice/Homeless Interview Secured	222
Job Preparation	192
NVQs Gained	151
Job Interview	108
Other	311
<b>Total</b>	<b>9941</b>

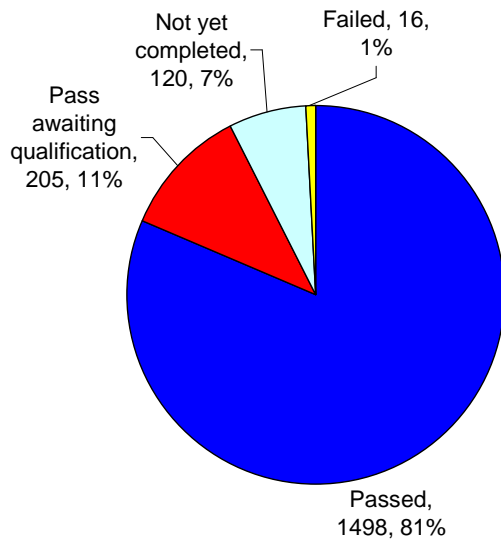
Soft outcomes gained by beneficiaries



Percentage gaining a soft outcome

- 9941 soft outcomes were achieved by the 4745 North West beneficiaries on PS Plus 3.
- 81% (3856) of North West beneficiaries achieved at least one soft outcome whilst on PS Plus 3.
- 73% (3480) beneficiaries received advice or guidance. 81% (3847) received help with employment and 78% (3691) received help with education.

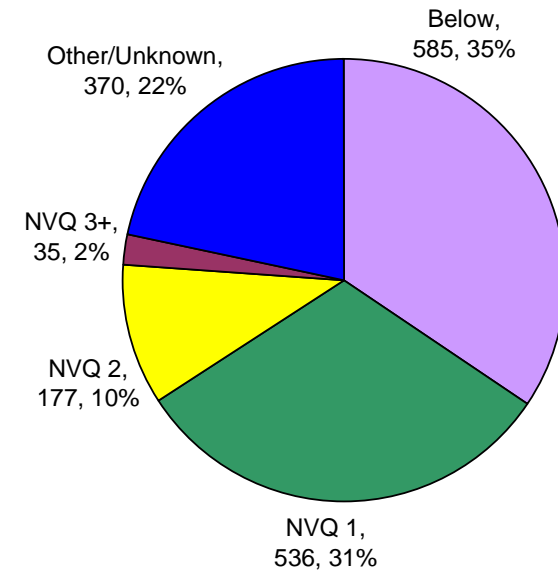
## Soft Outcomes – Qualifications



Exams passed by beneficiaries

<u>Subject passed</u>	<u>No. subjects</u>
Adult Literacy	286
Adult Numeracy	271
Health and Safety	152
IT/ECDL	137
Sport, Gym, Fitness	102
Food Preparation & Hygiene	54
Manual Handling	47
Catering & Hospitality	40
Life Skills	35
Industrial Cleaning	34
Bricklaying	30
Plastering	30
Business Studies	29
Plumbing	29
Other	427
<b>Total</b>	<b>1703</b>

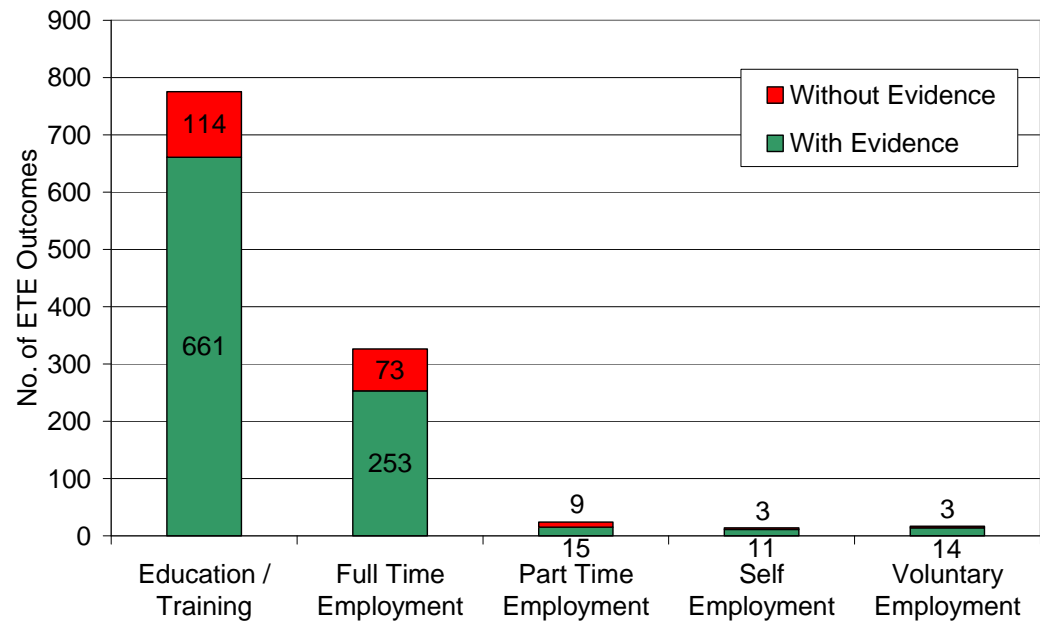
Subjects passed by beneficiaries



NVQs gained by beneficiaries

- 1703 (93%) of exams taken by North West PS Plus beneficiaries were passed, with a further 120 yet to be completed by the end of the project. Only 16 exams were failed.
- PS Plus beneficiaries completed courses in a wide range of subjects, from business studies to industrial cleaning. 557 adult literacy and numeracy courses and 152 health and safety courses were passed.
- 748 NVQs (level 1 and above) were passed by North West PS Plus beneficiaries.

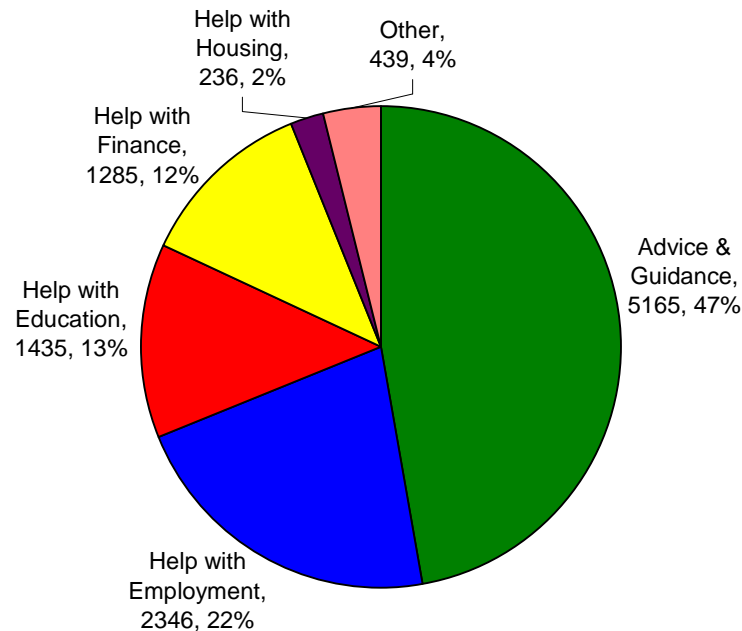
### Hard ETE Outcomes



ESF Hard ETE outcomes achieved by beneficiaries

- o 1170 hard outcomes were recorded by PS Plus staff.
- o 954 hard outcomes had sufficient evidence for ESF auditing purposes. In addition, 11 supplementary outcomes were evidenced.
- o North West beneficiaries on the PS Plus 3 project achieved 661 education/training outcomes and 293 employment outcomes.

### All Outcomes - Summary



Summary of All Outcomes Gained by North West beneficiaries on PS Plus 3

- In total, 10,906 outcomes were achieved by North West PS Plus 3 beneficiaries.
- 82% (3885) received at least one outcome while on the PS Plus project.
- 22% (2346) of these outcomes have helped improve beneficiaries' employability, from writing CVs to gaining full-time employment.
- 1285 finance and 236 housing outcomes were gained by North West beneficiaries.